

Product Features

- RF frequency: 23 to 27.5 GHz
- Linear Gain: 23 dB
- P_{sat} : 10 W
- Package Size: 28-pin, X=6.0 mm, Y=6.0 mm
- DC Power: 23 VDC, 450 mA

Application

- mmWave 5G FWA
- Point-to-Point Radios and VSATs
- Fiber Optics
- Military, EW and Space


Product Description

The TMC152 GaN Power amplifier is a high linearity device, designed for use in mmWave 5G, Radios, Military, EW and Space applications. The TMC152 is a 50 Ω matched design providing 10W of saturated power from 22 to 27 GHz and eliminates the need for RF port matching. Both bond pad and backside metallization are Au-based that is compatible with ribbon and wedge bonding and high conductivity epoxy and eutectic die attach methods. The bare die version is available under TMC152D, X=3.5 mm, Y=2.5 mm, Z=0.1mm. TMC152 can be biased from 18V to 28V to adjust outpower levels while maintaining excellent PAE and NPR. TMC152 normal operating temperature is -55 C to +105 C (with max of 130 C) allowing 1E6 hrs of MTBF.

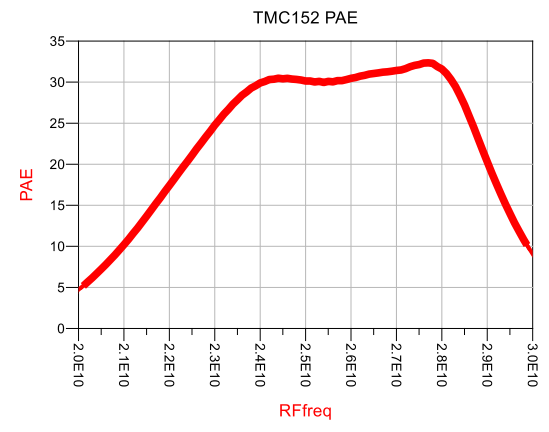
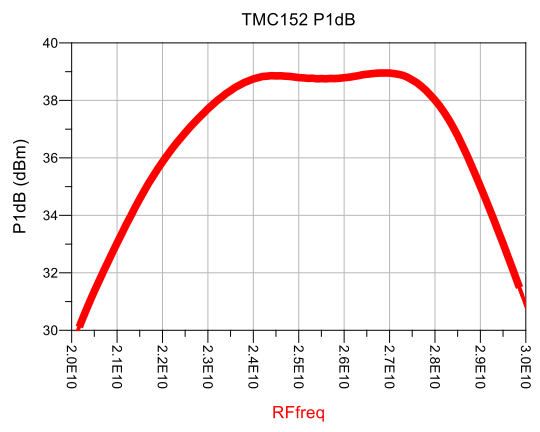
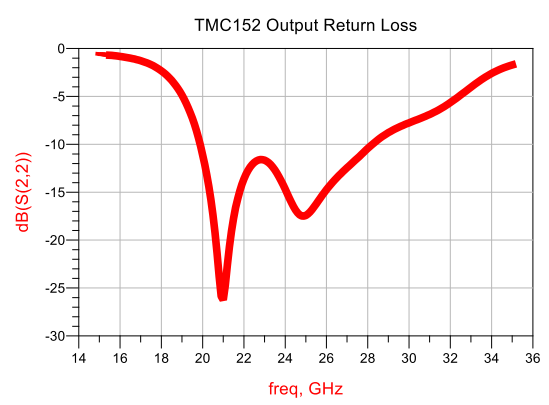
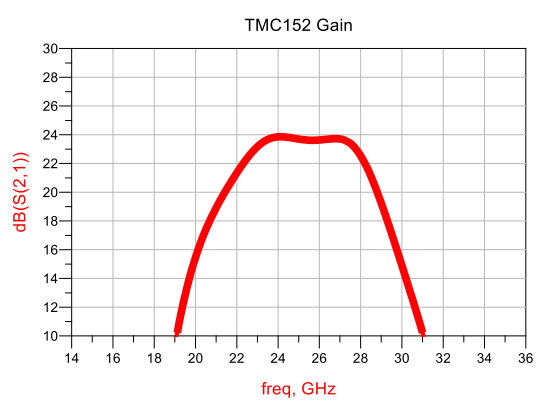
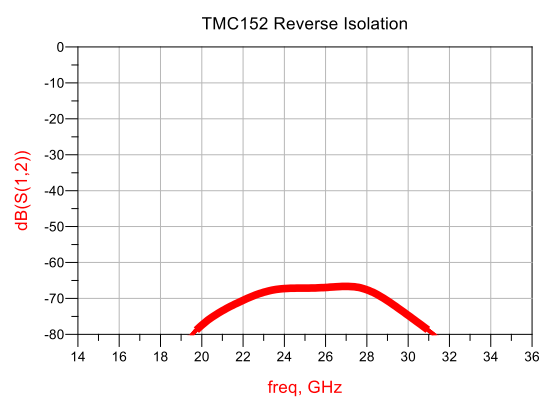
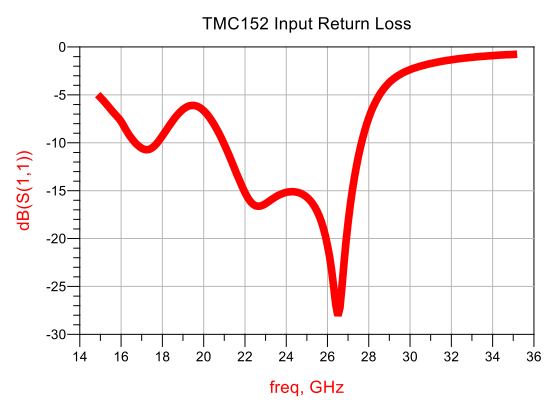
Electrical Performance : Vdd = 23 V, Vgg = -4.6 V, TA = 25 °C, F = 25 GHz

	min	Typ	Max	Units
Frequency	22		27	GHz
Gain		23		dB
P1dB		38		dBm
Psat		39		dBm
Noise Figure		7		dB
OIP3		49		dBm
Bias Voltage		23		V
Bias Current		450		mA

TMC152 22-27 GHz Power Amplifier




mmTRON
Unleashing the
mmWave Frontier

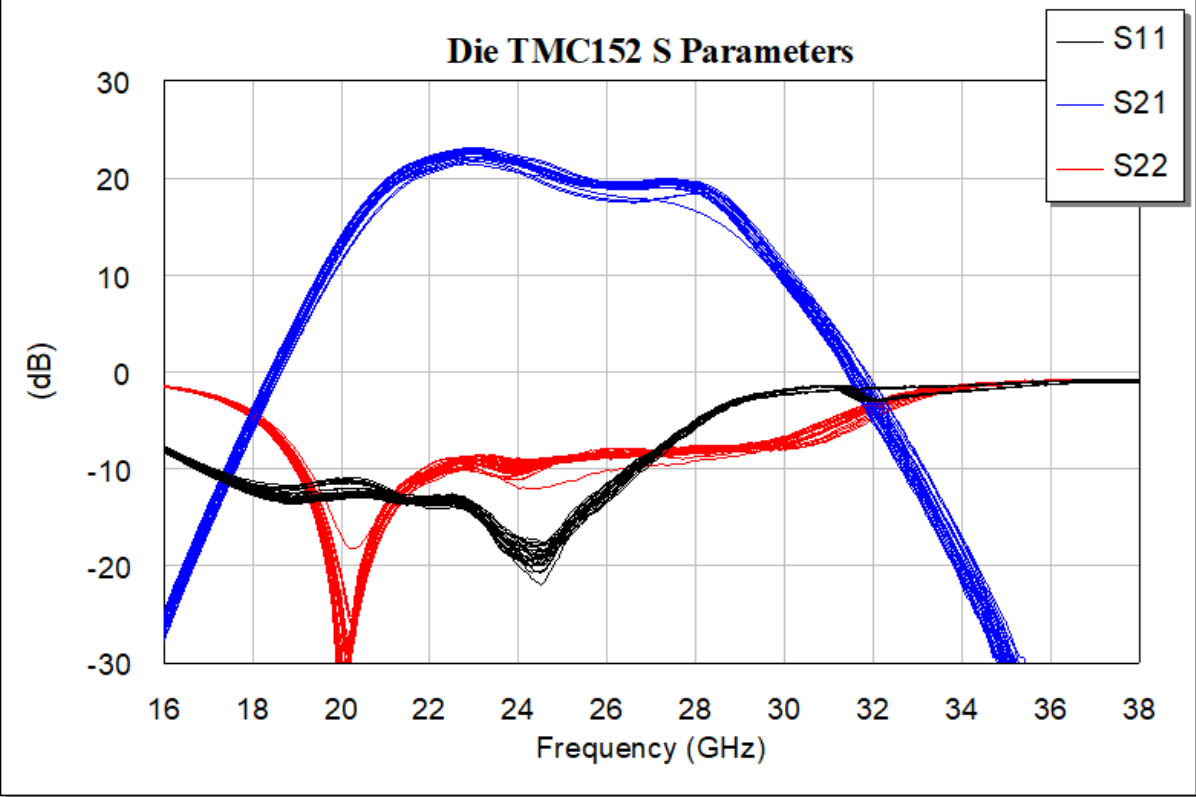


Bare Die (TMC152D) Electrical Performance : Ta = 25 °C, 23V/450mA

TMC152
22-27 GHz
Power Amplifier




mmTRON
Unleashing the
mmWave Frontier

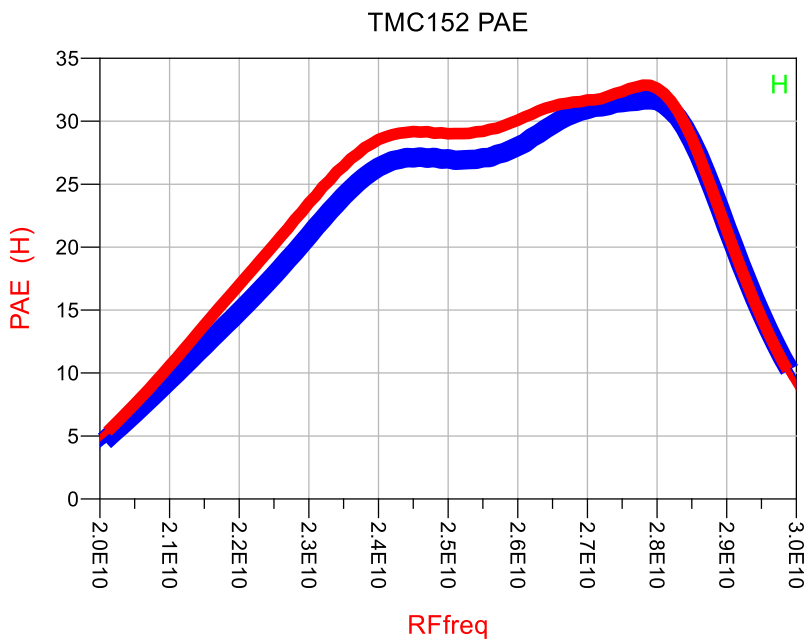
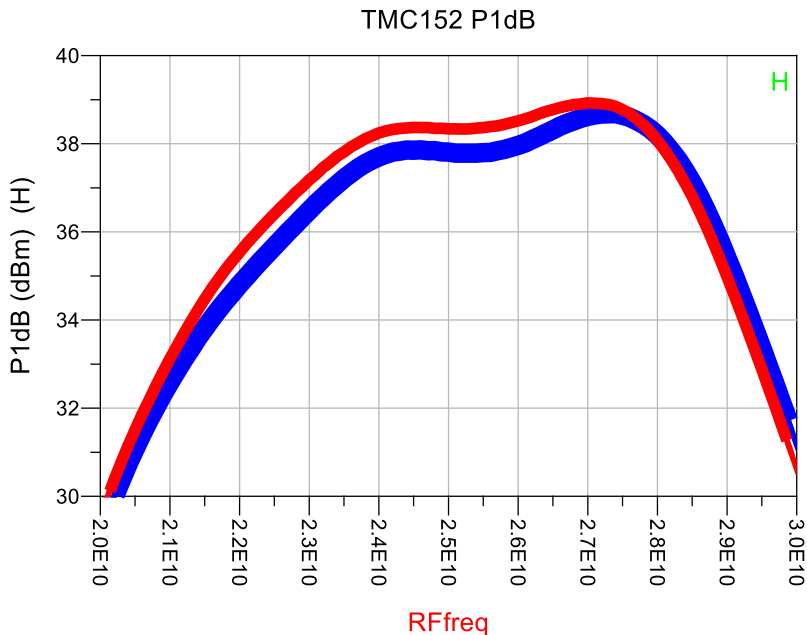


*Packaged (TMC152) Electrical Performance on the PCB: Ta = 25 °C, 23V/450mA.
measured including PCB transition and Connector Losses*

TMC152 22-27 GHz Power Amplifier




mmTRON
Unleashing the
mmWave Frontier

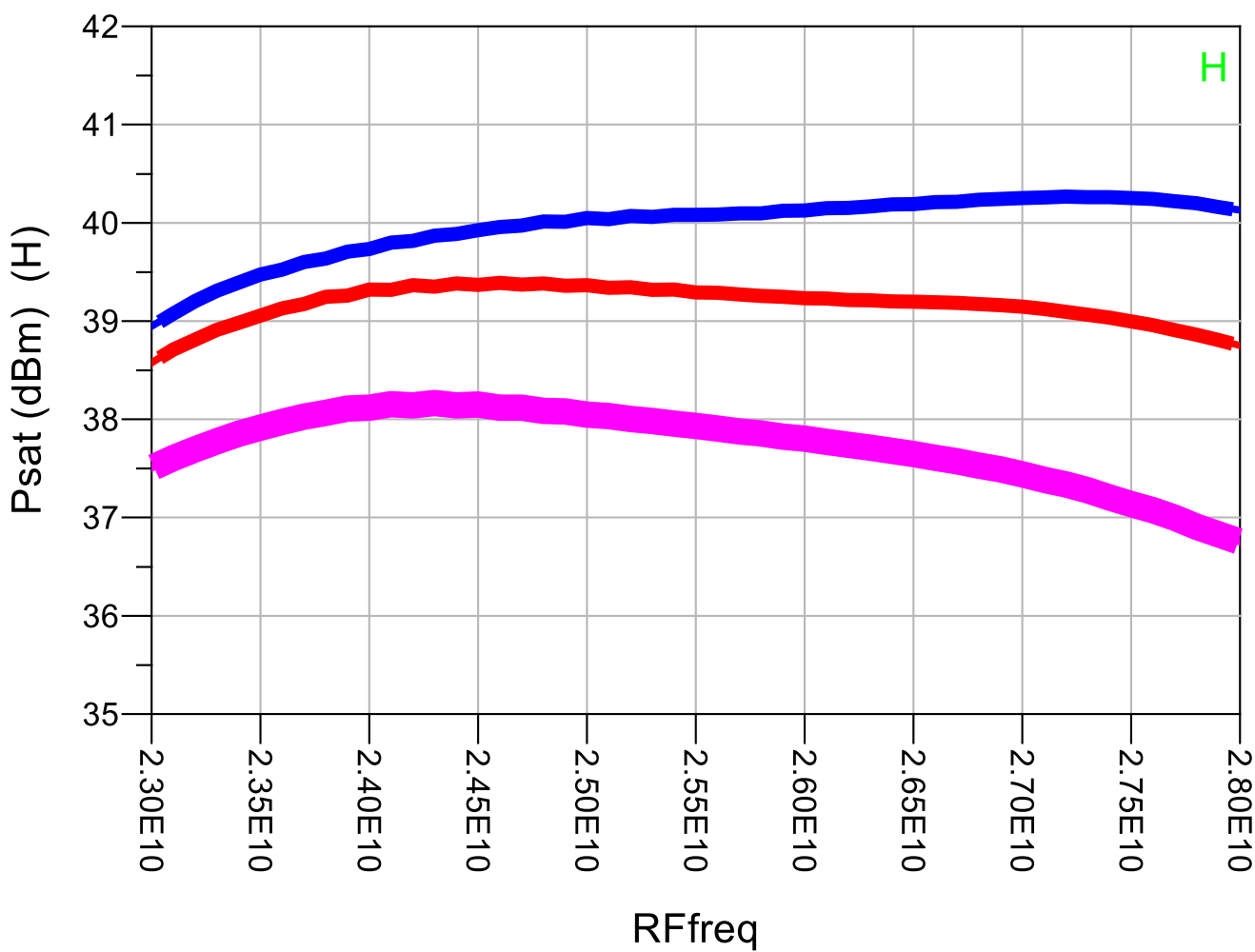


Blue Trace shows the performance at 80 C vs the red trace at 25 C


TMC152
22-27 GHz
Power Amplifier



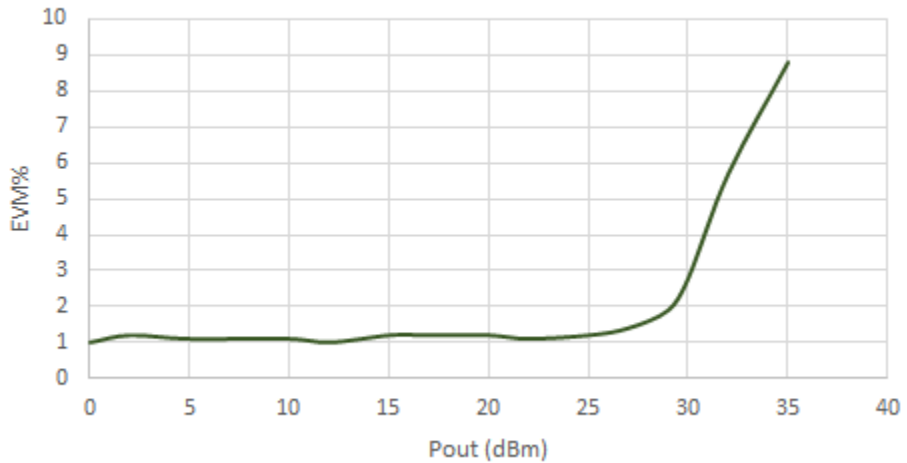
mmTRON
Unleashing the
mmWave Frontier



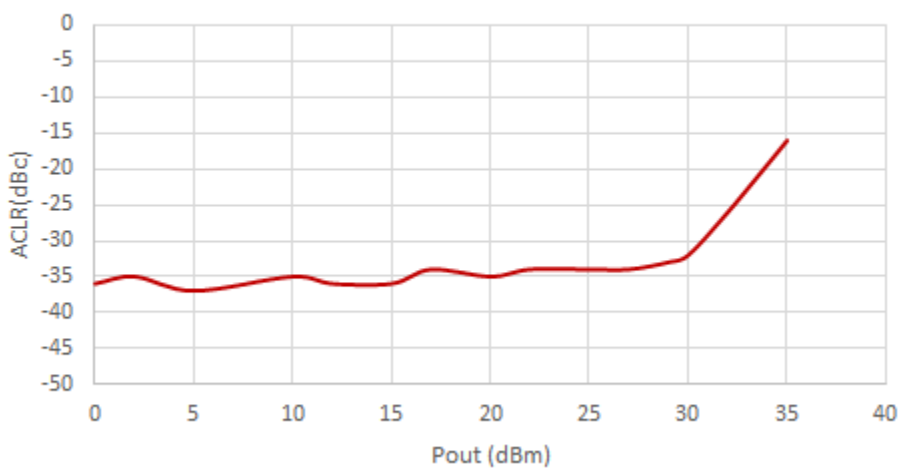
Magenta Trace is for 18V/450mA
Red Trace is for 23V/450mA
Blue Trace is for 28V/450mA




5G NR n258



5G NR n258



Blue Trace shows the performance at 80 C vs the red trace at 25 C



Absolute Maximum Ratings


Parameter	Value/Range
Drain Voltage (VD)	+30 V
Gate Voltage (VG)	-7 to 0 V
Drain current (ID1)	500 mA
Drain current (ID2)	650 mA
Gate Current (IG1+IG2), Tj=180 C	20 mA
Power Dissipation, 85 C	16 W
Input Power, CW, 50 Ω	30 dBm
Mounting temperature, 30 sec	260 C
Storage Temperature	-55 to +150 C

Operation of TMC152 outside the parameter ranges given above can cause irreversible damage.

TMC152

22-27 GHz

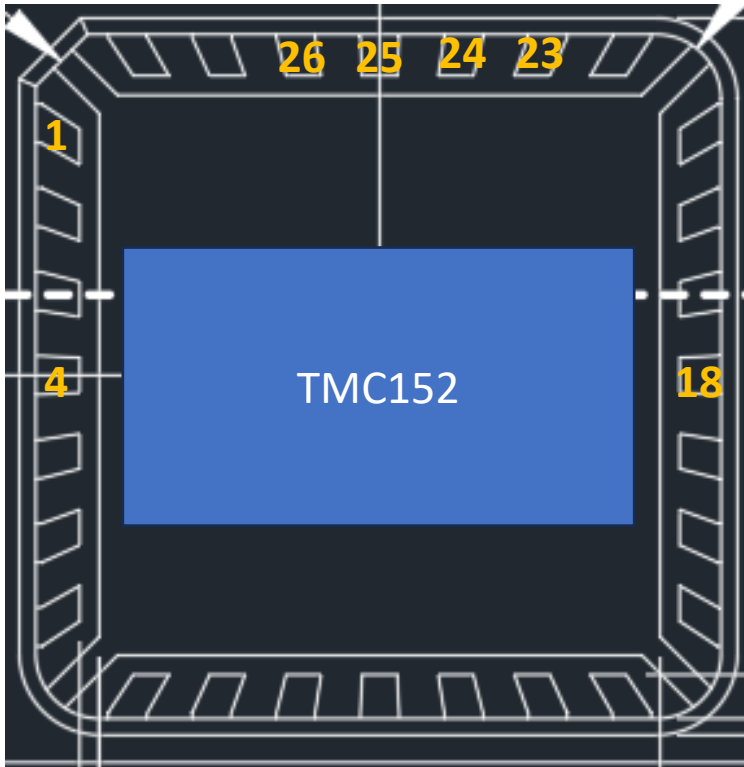
Power Amplifier




mmTRON
Unleashing the
mmWave Frontier



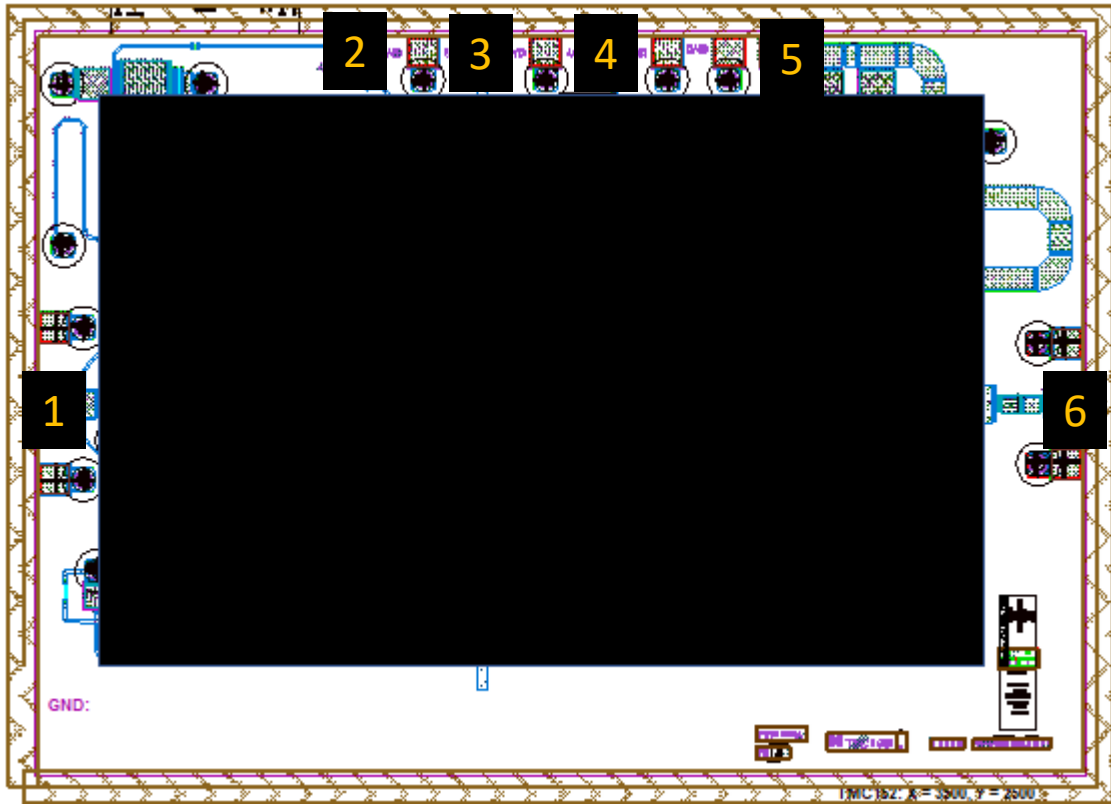
Pin#	Function
3	GND
4	RF Input
5	GND
17	GND
18	RF Output
19	GND
23	VD2
24	VG2
25	VD1
26	VG1
Other pins	GND




TMC152D 22-27.5 GHz Power Amplifier



mmTRON
Unleashing the
mmWave Frontier



Pad #	Function
1	RF INPUT
2, 4	VGG BIAS
3, 5	VDD BIAS
6	RF OUTPUT



• Recommended Biasing

- The TMC152 is operated with two positive supplies VD1 and VD2 and two negative supply voltages VG1 and VG2.
- The positive voltages VD1 and VD2 can be connected together or biased separately. The negative voltages VG1 and VG2 can be connected together or biased separately.
- The positive supply must be connected to VD pads 23 and 25 on one side of the package. The negative bias should be connected to VG pads 24 and 26 on one side of the package.
- The VG1=VG2 is biased to -6V first, then VDD is gradually biased to +23V, and finally, VG1=VG2 is adjusted to around -4.6V for ID1+ID2=450mA DC current.
- Reverse the sequence during power down, i.e. bring the VG1=VG2 to -6V, lower VD1=VD2 to 0V, and then VG1=VG2 to 0.

• Assembly Techniques

- The TMC152 is fabricated using a GaN-based semiconductor material structure and is to be packaged in an 6x6 air-cavity QFN. The package is back-metalized and can be mounted with standard PCB assembly techniques. The mounting surface should be clean and flat.


• ESD Warning

- III-V MMICs are ESD-sensitive. Preventative ESD measures must be employed in all aspects of storage, handling, and assembly. MMIC ESD precautions, handling considerations, and die-attach and bonding methods are critical factors in successful III-V MMIC performance and reliability.

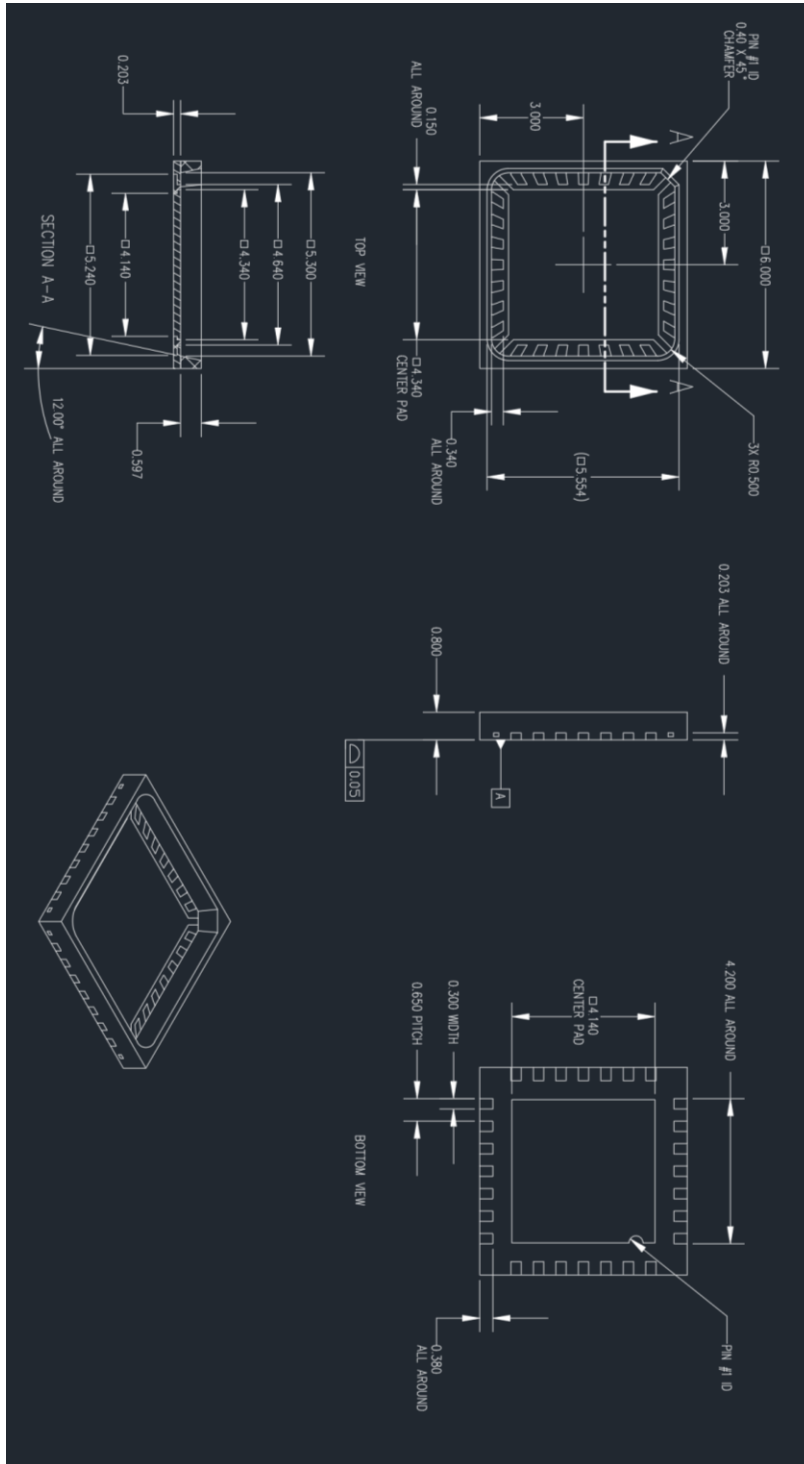
• RoHS Compliance

- This part is RoHS compliant, meeting the requirements of the EU Restriction of Hazardous Substances Directive 2002/95/EC, commonly known as RoHS. Six substances are regulated: lead, mercury, cadmium, chromium VI (hexavalent chromium), polybrominated biphenyls (PBB), and polybrominated biphenyl ethers (PBDE). RoHS compliance requires that any residual concentration of these substances is below the Directive's maximum concentration values (MCV): cadmium 100ppm by weight and all others 1000ppm by weight.


TMC152
22-27 GHz
Power Amplifier




mmTRON
 Unleashing the
 mmWave Frontier




TMC152
22-27 GHz
Power Amplifier



mmTRON
Unleashing the
mmWave Frontier





mmTron Inc. (“mmTron”). All rights reserved.

The information contained in this this datasheet is for reference only. All specifications are subject to change without prior notice.

Except as provided in its Terms and Conditions of Sale or any separate agreement, mmTron assumes no liability or responsibility whatsoever, including for (i) errors or omissions in these materials; (ii) failure to update these materials; or (iii) conflicts or incompatibilities arising from future changes to specifications and product descriptions, which mmTron may make at any time, without notice. These materials grant no license, express or implied, to any intellectual property rights. THESE MATERIALS ARE PROVIDED "AS IS" WITH NO WARRANTY OR LIABILITY, EXPRESS OR IMPLIED, RELATING TO SALE AND/OR USE OF mmTron PRODUCTS INCLUDING FITNESS FOR A PARTICULAR PURPOSE, MERCHANTABILITY, INFRINGEMENT OF INTELLECTUAL PROPERTY RIGHT, ACCURACY OR COMPLETENESS, OR SPECIAL, INDIRECT, INCIDENTAL, OR CONSEQUENTIAL DAMAGES WHICH MAY RESULT FROM USE OF THESE MATERIALS. mmTron products are not intended for use in medical, lifesaving or life sustaining applications. mmTron customers using or selling mmTron products for use in such applications do so at their own risk and agree to fully indemnify mmTron for any damages resulting from such improper use or sale. These items are controlled by the U.S. Government and authorized for export only to the country of ultimate destination for use by the ultimate consignee or end-user(s) herein identified. They may not be resold, transferred, or otherwise disposed of, to any other country or to any person other than the authorized ultimate consignee or end-user(s), either in their original form or after being incorporated into other items, without first obtaining approval from the U.S. government or as otherwise authorized by U.S. law and regulations’.

The product layout, and specification are mmTron Proprietary and confidential information. The recipient agrees not to copy, alter, modify, reverse engineer, or attempt to derive the composition or underlying information, structure or ideas of any Confidential Information and must not remove, overprint, deface or change any notice of confidentiality, copyright, trademark, logo, legend or other notices of ownership from any originals or copies of mmTron’s information.